

## Counting to 20

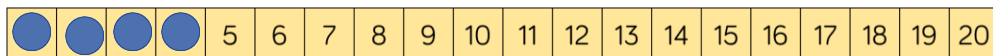
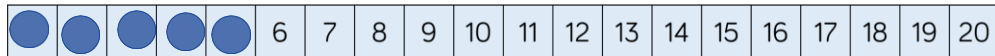
### Various areas



Provide different collections of loose parts such as shells, buttons, beads or pebbles for the children to count. Encourage the children to estimate how many first and to arrange the items onto 10 frames as they count to help them see the full 10 and part of the next ten.

### Race to 20

Provide a number track from 1-20 for each child. Children take turns to roll a dice. If they roll 1-5, they collect the corresponding counters to fill their track. If they roll a 6 they go back to the start.



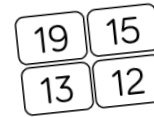
### Enhancements to areas of learning

### Don't say 20

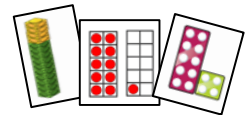
A game for 2 players. On their turn, the players choose to continue the count with 1, 2 or 3 numbers. The next player continues the count. E.g if the first player counts 1, 2, the second player could count 3 or 3, 4 or 3, 4, 5. The aim is to avoid saying 20.

Two 10 frames and 20 counters could be used to build the numbers as they count.

1 2 3 4 5 6 7 8 9 10 11



### Bingo



Have sets of numerals from 11 to 20 and corresponding pictorial representations. Ask the children to choose 4 picture cards each. Hold up the numeral cards one by one. If the children have a matching picture they place a counter on their card. The first player to cover all their cards wins.